

Nordic Game Sales 2015 - Retail

Table of content

| | |
|--|----|
| Introduction | 2 |
| Nordic Retail Game Sales 2015 | 3 |
| Retail Sales in Sweden | 4 |
| Retail Sales in Norway | 5 |
| Retail Sales in Denmark | 5 |
| Retail Sales in Finland | 6 |
| Retail Sales based on platform | 7 |
| Historical data | 9 |
| Game Sales Top 20 – Nordic, Sweden, Norway, Finland, Denmark | 10 |
| Nordic top 5 by genre | 26 |

Introduction

PlayStation4 and Xbox One entered in 2015 their third year in the market. The new consoles are by now well established in the World market and have been very well absorbed by the Nordic consumers – doubling the number of consoles in Nordic homes in 2015.

Such a large install base leads to great expectations of a very strong 2016.

The software market within physical games sales remains stable with a small expected decline due to the continuing growth in digital sales. The overall sale of games in the Nordic region had an increase; based on estimates from various publishers the growth in the digital market by far exceeds the decline in the physical market.

In 2015 the new consoles had a massive increase in software sales at the Nordic market; Xbox One increased by 85% and PS4 by 135%. Consequently the new consoles represents a substantial part of the overall sales.

In contrast, handheld devices has once again declined in sales. The decline was well expected due to the massive rise in sales and use of mobile gaming for both smart phones and tablets.

A final note is the interesting market trends in case of several new innovative forms of interactive gaming – 2015 gave us even more combinations of digital games and physical toys, and we got introduced to a variety of new virtual reality gaming experiences.

About Nordic Game Sales

Nordic Game Sales is an annual report carried out by ANGI Nordic.

The physical sales numbers are provided by Gfk Entertainment. The numbers are based on sales reported by retailers in Sweden, Norway, Denmark and Finland.

Not included in the report: Hardware sales, Time cards, Peripherals, Digital sales.

Further info:

Web: www.angi-nordic.com

ANGI Nordic Secretariat v/K2

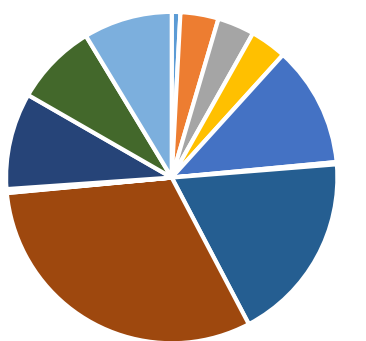
Hovedporten 2, 2650 Hvidovre, Denmark

Phone: +45 36 890 890, E-mail: angi@k-2.dk


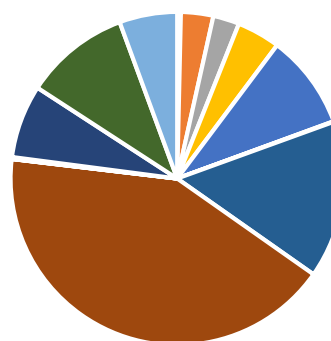
Nordic Retail Game Sales 2015

| Platform | Volume 2015 | Change in % vs 2014 | Value € 2015 | Change in % vs 2014 | Average price € |
|----------------|-------------------|---------------------|-----------------------|---------------------|-----------------|
| NINTENDO DS | 61.638 | -52,8 % | 1.040.627,10 | -60,9 % | 16,88 |
| NINTENDO 3DS | 272.203 | -11,7 % | 9.206.118,48 | -21,9 % | 33,82 |
| NINTENDO WII | 264.114 | -36,0 % | 7.477.824,34 | -41,9 % | 28,31 |
| NINTENDO WII U | 260.845 | 8,7 % | 12.306.675,06 | 9,1 % | 47,18 |
| PC | 863.479 | -28,1 % | 26.931.813,60 | -23,5 % | 31,19 |
| PS2 | 16.096 | -52,5 % | 162.020,72 | -53,0 % | 10,07 |
| PS3 | 1.360.787 | -41,3 % | 44.853.353,01 | -47,9 % | 32,96 |
| PS4 | 2.287.652 | 85,9 % | 123.604.553,99 | 71,8 % | 54,03 |
| PSP | 4.969 | -46,5 % | 36.199,50 | -57,8 % | 7,28 |
| PS VITA | 22.929 | -39,0 % | 527.829,62 | -44,0 % | 23,02 |
| XBOX 360 | 689.597 | -37,9 % | 20.856.261,12 | -45,8 % | 30,24 |
| XBOX ONE | 588.507 | 134,9 % | 29.976.875,83 | 113,0 % | 50,94 |
| OTHERS | 635.239 | -14,9 % | 16.464.229,13 | -13,7 % | 25,92 |
| Total | 7.328.055, | -8,7 % | 293.444.381,50 | -3,7 % | 40,04 |

Market share based on volume



Market share based on value



Nordic key figures

| | Denmark | Finland | Norway | Sweden |
|---------------------------|-----------|-----------|-----------|-----------|
| Population 2015 | 5,659,715 | 5,471,753 | 5,165,802 | 9,747,355 |
| Economic growth | 0.4 | -1.4 | 0.6 | 1.6 |
| GDP per capita (PPP/Euro) | 32100 | 28700 | 49200 | 32700 |
| Unemployment rate | 7.0 | 8.2 | 3.5 | 8.0 |
| Inflation rate | 0.5 | 2.2 | 2.0 | 0.4 |
| VAT | 25% | 24% | 25% | 25% |

Source: The Nordic Council

Retail Sales in Sweden 2015

| Platform | Volume 2015 | Change in % vs 2014 | Value € 2015 | Change in % vs 2014 | Average Price EUR |
|----------------|------------------|------------------------|-----------------------|------------------------|-------------------------|
| NINTENDO DS | 20.534 | -37,5 % | 359.218,73 | -50,9 % | 17,49 |
| NINTENDO 3DS | 104.531 | -1,0 % | 3.696.220,44 | -14,2 % | 35,36 |
| NINTENDO WII | 104.901 | -33,1 % | 3.043.152,41 | -39,0 % | 29,01 |
| NINTENDO WII U | 125.475 | 14,6 % | 6.065.603,71 | 12,5 % | 48,34 |
| PC | 416.944 | -15,0 % | 11.985.001,41 | -16,9 % | 28,74 |
| PS2 | 10.047 | -53,6 % | 98.665,66 | -53,1 % | 9,82 |
| PS3 | 366.124 | -39,5 % | 12.056.803,02 | -47,4 % | 32,93 |
| PS4 | 795.679 | 83,9 % | 44.421.201,58 | 69,4 % | 55,83 |
| PSP | 1.956 | 7,9 % | 17.775,06 | -24,4 % | 9,09 |
| PS VITA | 10.272 | -28,8 % | 262.861,34 | -36,8 % | 25,59 |
| XBOX 360 | 381.750 | -32,2 % | 11.581.572,03 | -41,8 % | 30,34 |
| XBOX ONE | 300.737 | 144,7 % | 15.549.986,26 | 119,8 % | 51,71 |
| OTHERS | 276.357 | -15,8 % | 6.131.494,24 | -23,3 % | 22,19 |
| Total | 2.915.309 | -2,3 % | 115.269.555,87 | 0,6 % | 39,54 |

Retail Sales in Norway 2015

| Platform | Volume 2015 | Change in % vs 2014 | Value € 2015 | Change in % vs 2014 | Average Price EUR |
|----------------|-------------------|------------------------|----------------------|------------------------|-------------------------|
| NINTENDO DS | 15.570 | -62,5 % | 261.069,56 | -66,2 % | 16,77 |
| NINTENDO 3DS | 80.787 | -25,2 % | 2.725.264,62 | -28,9 % | 33,73 |
| NINTENDO WII | 43.582 | -41,0 % | 1.156.788,68 | -45,9 % | 26,54 |
| NINTENDO WII U | 67.421 | -6,0 % | 3.192.524,12 | -2,3 % | 47,35 |
| PC | 140.362 | -43,2 % | 4.538.682,15 | -38,1 % | 32,34 |
| PS2 | 2.853 | -41,2 % | 29.909,31 | -46,4 % | 10,48 |
| PS3 | 250.203 | -51,1 % | 8.598.779,27 | -53,7 % | 34,37 |
| PS4 | 563.738 | 53,1 % | 29.216.095,97 | 46,2 % | 51,83 |
| PSP | 710 | -35,8 % | 5.331,09 | -45,1 % | 7,50 |
| PS VITA | 3.952 | -58,7 % | 90.449,32 | -55,9 % | 22,89 |
| XBOX 360 | 99.015 | -51,9 % | 3.042.603,63 | -55,8 % | 30,73 |
| XBOX ONE | 123.722 | 81,3 % | 6.226.947,57 | 70,0 % | 50,33 |
| OTHERS | 94.506 | -42,2 % | 2.693.845,96 | -34,9 % | 28,50 |
| Total | 1.486.421, | -20,7 % | 61.778.291,26 | -12,8 % | 41,56 |

Retail Sales in Denmark 2015

| Platform | Volume 2015 | Change in % vs 2014 | Value € 2015 | Change in % vs 2014 | Average Price EUR |
|----------------|-------------------|------------------------|----------------------|------------------------|-------------------------|
| NINTENDO DS | 17.526 | -54,7 % | 296.139,86 | -65,2 % | 16,90 |
| NINTENDO 3DS | 49.709 | -1,9 % | 1.551.797,47 | -22,1 % | 31,22 |
| NINTENDO WII | 77.534 | -28,6 % | 2.358.155,40 | -38,8 % | 30,41 |
| NINTENDO WII U | 34.715 | 41,5 % | 1.568.192,41 | 35,0 % | 45,17 |
| PC | 197.894 | -31,2 % | 6.957.929,84 | -20,4 % | 35,16 |
| PS2 | 1.038 | -45,5 % | 8.492,69 | -61,0 % | 8,18 |
| PS3 | 343.070 | -39,4 % | 12.781.834,02 | -45,5 % | 37,26 |
| PS4 | 551.272 | 113,9 % | 30.477.276,67 | 92,6 % | 55,29 |
| PSP | 396 | -15,5 % | 3.062,92 | -52,0 % | 7,73 |
| PS VITA | 2.921 | -33,8 % | 72.176,35 | -40,8 % | 24,71 |
| XBOX 360 | 85.641 | -34,1 % | 2.914.644,37 | -43,0 % | 34,03 |
| XBOX ONE | 75.243 | 168,4 % | 3.892.995,71 | 137,4 % | 51,74 |
| OTHERS | 44.247 | -20,6 % | 1.443.164,11 | -16,5 % | 32,62 |
| Total | 1.481.206, | -4,7 % | 64.325.861,80 | -0,3 % | 43,43 |

Retail Sales in Finland 2015

| Platform | Volume 2015 | Change in % vs 2014 | Value € 2015 | Change in % vs 2014 | Average Price EUR |
|----------------|-------------------|------------------------|----------------------|------------------------|-------------------------|
| NINTENDO DS | 8.008 | -54,1 % | 124.198,94 | -59,4 % | 15,51 |
| NINTENDO 3DS | 37.176 | -15,6 % | 1.232.835,95 | -25,3 % | 33,16 |
| NINTENDO WII | 38.097 | -48,0 % | 919.727,86 | -51,5 % | 24,14 |
| NINTENDO WII U | 33.234 | -2,8 % | 1.480.354,83 | 1,8 % | 44,54 |
| PC | 108.278 | -38,2 % | 3.450.200,19 | -26,9 % | 31,86 |
| PS2 | 2.158 | -60,6 % | 24.953,07 | -55,8 % | 11,56 |
| PS3 | 401.390 | -36,6 % | 11.415.936,71 | -45,9 % | 28,44 |
| PS4 | 376.963 | 118,7 % | 19.489.979,77 | 95,9 % | 51,70 |
| PSP | 1.906 | -67,7 % | 10.030,42 | -78,3 % | 5,26 |
| PS VITA | 5.783 | -37,2 % | 102.342,61 | -48,6 % | 17,70 |
| XBOX 360 | 123.191 | -42,0 % | 3.317.441,09 | -49,5 % | 26,93 |
| XBOX ONE | 88.805 | 183,8 % | 4.306.946,30 | 153,9 % | 48,50 |
| OTHERS | 220.129 | 10,8 % | 6.195.724,83 | 18,8 % | 28,15 |
| Total | 1.445.119, | -10,4 % | 52.070.672,57 | -5,1 % | 36,03 |

Total Nordic retail sales 2015 – based on platform

Total Nordic sales volume: 7 328 055 units, value: € 293 444 381

| | Sweden | Share | Norway | Share | Denmark | Share | Finland | Share |
|-----------|-------------|-------|------------|-------|------------|-------|------------|-------|
| Volume | 2.915.309 | 40 | 1.486.421 | 20 | 1.481.206 | 20 | 1.445.119 | 20 |
| Value (€) | 115.269.555 | 39 | 61.778.291 | 21 | 64.325.861 | 22 | 52.070.672 | 18 |

Nintendo DS

| | | | | | | | | |
|------------------------------------|---------------|--------------|---------------|--------------|----------------|--------------|----------------|--------------|
| Total Nordic sales volume: | Units: | 61.638 | Value: | 1.040.627,10 | | | | |
| Market share of total Nordic sales | Units: | 1, % | Value: | 0, % | | | | |
| | Sweden | Share | Norway | Share | Denmark | Share | Finland | Share |
| Volume | 20.534 | 33% | 15.570 | 25% | 17.526 | 28% | 8.008 | 12% |
| Value (€) | 359.218,73 | 34% | 261.069,56 | 25% | 296.139,86 | 28% | 124.198,94 | 11% |

Nintendo 3DS

| | | | | | | | | |
|------------------------------------|---------------|--------------|---------------|--------------|----------------|--------------|----------------|--------------|
| Total Nordic sales volume: | Units: | 272.203 | Value: | 9.206.118,48 | | | | |
| Market share of total Nordic sales | Units: | 4, % | Value: | 3, % | | | | |
| | Sweden | Share | Norway | Share | Denmark | Share | Finland | Share |
| Volume | 104.531 | 38% | 80.787 | 29% | 49.709 | 18% | 37.176 | 13% |
| Value (€) | 3.696.220,44 | 40% | 2.725.264,62 | 29% | 1.551.797,47 | 16% | 1.232.835,95 | 13% |

Nintendo Wii

| | | | | | | | | |
|------------------------------------|---------------|--------------|---------------|--------------|----------------|--------------|----------------|--------------|
| Total Nordic sales volume: | Units: | 264.114 | Value: | 7.477.824,34 | | | | |
| Market share of total Nordic sales | Units: | 4, % | Value: | 3, % | | | | |
| | Sweden | Share | Norway | Share | Denmark | Share | Finland | Share |
| Volume | 104.901 | 39% | 43.582 | 16% | 77.534 | 29% | 38.097 | 14% |
| Value (€) | 3.043.152,41 | 40% | 1.156.788,68 | 15% | 2.358.155,40 | 31% | 919.727,86 | 12% |

Nintendo Wii U

| | | | | | | | | |
|------------------------------------|---------------|--------------|---------------|---------------|----------------|--------------|----------------|--------------|
| Total Nordic sales volume: | Units: | 260.845 | Value: | 12.306.675,06 | | | | |
| Market share of total Nordic sales | Units: | 4, % | Value: | 4, % | | | | |
| | Sweden | Share | Norway | Share | Denmark | Share | Finland | Share |
| Volume | 125.475 | 48% | 67.421 | 25% | 34.715 | 13% | 33.234 | 12% |
| Value (€) | 6.065.603,71 | 49% | 3.192.524,12 | 25% | 1.568.192,41 | 12% | 1.480.354,83 | 12% |

PC

| | | | | | | | | |
|------------------------------------|---------------|--------------|---------------|---------------|----------------|--------------|----------------|--------------|
| Total Nordic sales volume: | Units: | 863.479 | Value: | 26.931.813,60 | | | | |
| Market share of total Nordic sales | Units: | 12, % | Value: | 9, % | | | | |
| | Sweden | Share | Norway | Share | Denmark | Share | Finland | Share |
| Volume | 416.944 | 48% | 140.362 | 16% | 197.894 | 23% | 108.278 | 12% |
| Value (€) | 11.985.001,41 | 44% | 4.538.682,15 | 16% | 6.957.929,84 | 26% | 3.450.200,19 | 13% |

| Xbox 360 | | | | | | | | |
|------------------------------------|---------------|--------------|---------------|----------------|----------------|--------------|----------------|--------------|
| Total Nordic sales volume: | Units: | 689.597 | Value: | 20.856.261,12 | | | | |
| Market share of total Nordic sales | Units: | 9, % | Value: | 7, % | | | | |
| | Sweden | Share | Norway | Share | Denmark | Share | Finland | Share |
| Volume | 381.750 | 55% | 99.015 | 14% | 85.641 | 12% | 123.191 | 18% |
| Value (€) | 11.581.572,03 | 55% | 3.042.603,63 | 14% | 2.914.644,37 | 14% | 3.317.441,09 | 16% |
| Xbox One | | | | | | | | |
| Total Nordic sales volume: | Units: | 588.507 | Value: | 29.976.875,83 | | | | |
| Market share of total Nordic sales | Units: | 8, % | Value: | 10, % | | | | |
| | Sweden | Share | Norway | Share | Denmark | Share | Finland | Share |
| Volume | 300.737 | 51% | 123.722 | 21% | 75.243 | 13% | 88.805 | 15% |
| Value (€) | 15.549.986,26 | 52% | 6.226.947,57 | 21% | 3.892.995,71 | 13% | 4.306.946,30 | 14% |
| Playstation 3 | | | | | | | | |
| Total Nordic sales volume: | Units: | 1.360.787 | Value: | 44.853.353,01 | | | | |
| Market share of total Nordic sales | Units: | 19, % | Value: | 15, % | | | | |
| | Sweden | Share | Norway | Share | Denmark | Share | Finland | Share |
| Volume | 366.124 | 27% | 250.203 | 18% | 343.070 | 25% | 401.390 | 29% |
| Value (€) | 12.056.803,02 | 27% | 8.598.779,27 | 19% | 12.781.834,02 | 28% | 11.415.936,71 | 25% |
| Playstation 4 | | | | | | | | |
| Total Nordic sales volume: | Units: | 2.287.652 | Value: | 123.604.553,99 | | | | |
| Market share of total Nordic sales | Units: | 31, % | Value: | 42, % | | | | |
| | Sweden | Share | Norway | Share | Denmark | Share | Finland | Share |
| Volume | 795.679 | 34% | 563.738 | 24% | 551.272 | 24% | 376.963 | 16% |
| Value (€) | 44.421.201,58 | 35% | 29.216.095,97 | 23% | 30.477.276,67 | 24% | 19.489.979,77 | 15% |
| PS Vita | | | | | | | | |
| Total Nordic sales volume: | Units: | 22.929 | Value: | 527.829,62 | | | | |
| Market share of total Nordic sales | Units: | 0, % | Value: | 0, % | | | | |
| | Sweden | Share | Norway | Share | Denmark | Share | Finland | Share |
| Volume | 10.272 | 44% | 3.952 | 17% | 2.921 | 12% | 5.783 | 25% |
| Value (€) | 262.861,34 | 49% | 90.449,32 | 17% | 72.176,35 | 13% | 102.342,61 | 19% |
| Other | | | | | | | | |
| Total Nordic sales volume: | Units: | 635.239 | Value: | 16.464.229,13 | | | | |
| Market share of total Nordic sales | Units: | 9, % | Value: | 6, % | | | | |
| | Sweden | Share | Norway | Share | Denmark | Share | Finland | Share |
| Volume | 276.357 | 43% | 94.506 | 14% | 44.247 | 7% | 220.129 | 34% |
| Value (€) | 6.131.494,24 | 37% | 2.693.845,96 | 16% | 1.443.164,11 | 9% | 6.195.724,83 | 37% |

Historical data

| Sweden | 2015 | 2014 | 2013 | 2012 | 2011 | 2010 |
|----------------|-------------|-------------|-------------|-------------|-------------|-------------|
| Volume | 2 915 308 | 2 985 133 | 3 400 135 | 3 789 620 | 4 451 236 | 4 871 031 |
| Change | -2% | -12% | -10% | -15% | -9% | -13% |
| Value € | 115 269 555 | 114 630 844 | 124 831 678 | 133 312 277 | 163 641 837 | 184 790 472 |
| Change | 0,6% | -8% | -6% | -19% | -11% | -13% |

| Norway | 2015 | 2014 | 2013 | 2012 | 2011 | 2010 |
|----------------|------------|------------|------------|------------|-------------|-------------|
| Volume | 1 486 421 | 1 875 286 | 2 225 549 | 2 570 173 | 2 779 807 | 2 631 992 |
| Change | -21% | -21% | -13% | -8% | 6% | 68% |
| Value € | 61 778 291 | 70 834 396 | 88 418 103 | 96 800 636 | 104 417 640 | 105 720 343 |
| Change | -13% | -20% | -9% | -7% | -1% | 75% |

| Denmark | 2015 | 2014 | 2013 | 2012 | 2011 | 2010 |
|----------------|------------|------------|------------|------------|-------------|-------------|
| Volume | 1 481 206 | 1 554 760 | 2 023 662 | 2 634 333 | 3 021 474 | 3 019 101 |
| Change | -5% | -23% | -23% | -13% | 0% | -18% |
| Value € | 64 325 861 | 64 515 148 | 76 464 640 | 96 000 400 | 103 795 946 | 110 407 944 |
| Change | 0% | -16% | -20% | -8% | -6% | -16% |

| Finland | 2015 | 2014 | 2013 | 2012 | 2011 | 2010 |
|----------------|------------|------------|------------|------------|------------|------------|
| Volume | 1 445 119 | 1 612 498 | 1 837 529 | 2 230 015 | 2 551 502 | 2 495 181 |
| Change | -10% | -12% | -18% | -13% | 2% | 12% |
| Value € | 52 070 672 | 54 856 000 | 64 398 848 | 77 465 803 | 91 458 145 | 92 162 692 |
| Change | -5% | -16% | -17% | -15% | -1% | 12% |

Game Sales Top 20

Games Sales Top 20 - Nordic Multiformat

- 1 FIFA 2016
- 2 CALL OF DUTY: BLACK OPS III
- 3 GTA: V
- 4 MINECRAFT
- 5 FALLOUT 4
- 6 STAR WARS: BATTLEFRONT 2015
- 7 FIFA 2015
- 8 LEGO JURASSIC WORLD
- 9 NHL 16
- 10 THE WITCHER 3: WILD HUNT
- 11 BATTLEFIELD: HARDLINE
- 12 LEGO MARVEL SUPER HEROES
- 13 FAR CRY 4
- 14 CALL OF DUTY: ADVANCED WARFARE
- 15 SKYLANDERS SUPERCHARGERS
- 16 THE SIMS 4
- 17 DISNEY INFINITY 3.0 STAR WARS: STARTER PACK
- 18 ASSASSINS CREED: SYNDICATE
- 19 METAL GEAR SOLID 5: THE PHANTOM PAIN
- 20 BATTLEFIELD 4

Games Sales Top 20 - Sweden Multiformat

- 1 FIFA 2016
- 2 CALL OF DUTY: BLACK OPS III
- 3 GTA: V
- 4 STAR WARS: BATTLEFRONT 2015
- 5 FALLOUT 4
- 6 MINECRAFT
- 7 NHL 16
- 8 FIFA 2015
- 9 LEGO JURASSIC WORLD
- 10 THE WITCHER 3: WILD HUNT
- 11 BATTLEFIELD: HARDLINE
- 12 LEGO MARVEL SUPER HEROES
- 13 SKYLANDERS SUPERCHARGERS
- 14 JUST DANCE 2016
- 15 THE SIMS 4
- 16 FAR CRY 4

- 17 ASSASSINS CREED: SYNDICATE
- 18 CALL OF DUTY: ADVANCED WARFARE
- 19 METAL GEAR SOLID 5: THE PHANTOM PAIN
- 20 BATMAN: ARKHAM KNIGHT

Games Sales Top 20 - Norway Multiformat

- 1 FIFA 2016
- 2 CALL OF DUTY: BLACK OPS III
- 3 GTA: V
- 4 MINECRAFT
- 5 FALLOUT 4
- 6 STAR WARS: BATTLEFRONT 2015
- 7 FIFA 2015
- 8 LEGO JURASSIC WORLD
- 9 THE WITCHER 3: WILD HUNT
- 10 BATTLEFIELD: HARDLINE
- 11 DISNEY INFINITY 3.0 STAR WARS: STARTER PACK
- 12 LEGO MARVEL SUPER HEROES
- 13 FAR CRY 4
- 14 THE SIMS 4
- 15 CALL OF DUTY: ADVANCED WARFARE
- 16 ASSASSINS CREED: SYNDICATE
- 17 METAL GEAR SOLID 5: THE PHANTOM PAIN
- 18 SKYLANDERS SUPERCHARGERS
- 19 BATMAN: ARKHAM KNIGHT
- 20 FARMING SIMULATOR 2015

Games Sales Top 20 - Finland Multiformat

- 1 NHL 16
- 2 FIFA 2016
- 3 MINECRAFT
- 4 CALL OF DUTY: BLACK OPS III
- 5 GTA: V
- 6 FALLOUT 4
- 7 FIFA 2015
- 8 NHL 15
- 9 STAR WARS: BATTLEFRONT 2015
- 10 LEGO MARVEL SUPER HEROES
- 11 BATTLEFIELD: HARDLINE
- 12 LITTLEBIGPLANET 3
- 13 THE WITCHER 3: WILD HUNT
- 14 FARMING SIMULATOR 2015

- 15 FAR CRY 4
- 16 BATTLEFIELD 4
- 17 CALL OF DUTY: ADVANCED WARFARE
- 18 LEGO JURASSIC WORLD
- 19 METAL GEAR SOLID 5: THE PHANTOM PAIN
- 20 THE SIMS 4

Games Sales Top 20 - Denmark Multiformat

- 1 FIFA 2016
- 2 GTA: V
- 3 CALL OF DUTY: BLACK OPS III
- 4 FIFA 2015
- 5 STAR WARS: BATTLEFRONT 2015
- 6 MINECRAFT
- 7 FALLOUT 4
- 8 LEGO JURASSIC WORLD
- 9 FAR CRY 4
- 10 SKYLANDERS SUPERCHARGERS
- 11 LEGO MARVEL SUPER HEROES
- 12 BATTLEFIELD: HARDLINE
- 13 CALL OF DUTY: ADVANCED WARFARE
- 14 DISNEY INFINITY 3.0 STAR WARS: STARTER PACK
- 15 JUST DANCE 2016
- 16 LEGO DIMENSIONS: STARTER PACK
- 17 JUST DANCE 2015
- 18 ASSASSINS CREED: SYNDICATE
- 19 THE SIMS 4
- 20 THE WITCHER 3: WILD HUNT

Games Sales Top 10 - Nordic PC

- 1 THE SIMS 4
- 2 GTA: V
- 3 FALLOUT 4
- 4 STAR WARS: BATTLEFRONT 2015
- 5 THE SIMS 4: GET TO WORK
- 6 CALL OF DUTY: BLACK OPS III
- 7 THE WITCHER 3: WILD HUNT
- 8 FARMING SIMULATOR 2015
- 9 STARCRRAFT II: LEGACY OF VOID
- 10 FOOTBALL MANAGER 2016

Games Sales Top 10 - Sweden PC

- 1 THE SIMS 4
- 2 GTA: V
- 3 FALLOUT 4
- 4 STAR WARS: BATTLEFRONT 2015
- 5 CALL OF DUTY: BLACK OPS III
- 6 THE SIMS 4: GET TO WORK
- 7 THE WITCHER 3: WILD HUNT
- 8 STARCRAFT II: LEGACY OF VOID
- 9 WORLD OF WARCRAFT: WARLORDS OF DRAENOR
- 10 DIABLO 3: REAPER OF SOULS

Games Sales Top 10 - Norway PC

- 1 THE SIMS 4
- 2 GTA: V
- 3 FALLOUT 4
- 4 FOOTBALL MANAGER 2016
- 5 THE SIMS 4: GET TO WORK
- 6 STAR WARS: BATTLEFRONT 2015
- 7 FARMING SIMULATOR 2015
- 8 THE WITCHER 3: WILD HUNT
- 9 STARCRAFT II: LEGACY OF VOID
- 10 FOOTBALL MANAGER 2015

Games Sales Top 10 - Finland PC

- 1 THE SIMS 4
- 2 GTA: V
- 3 FALLOUT 4
- 4 FARMING SIMULATOR 2015
- 5 THE SIMS 4: GET TO WORK
- 6 THE WITCHER 3: WILD HUNT
- 7 STAR WARS: BATTLEFRONT 2015
- 8 BATTLEFIELD 4
- 9 WORLD OF WARCRAFT: WARLORDS OF DRAENOR
- 10 DIABLO 3: REAPER OF SOULS

Games Sales Top 10 - Denmark PC

- 1 THE SIMS 4
- 2 GTA: V
- 3 FALLOUT 4
- 4 STAR WARS: BATTLEFRONT 2015
- 5 THE SIMS 4: GET TO WORK
- 6 FOOTBALL MANAGER 2016

- 7 FARMING SIMULATOR 2015
- 8 CALL OF DUTY: BLACK OPS III
- 9 EURO TRUCK SIMULATOR 2
- 10 DIABLO 3: REAPER OF SOULS

Games Sales Top 10 - Nordic PS3

- 1 FIFA 2016
- 2 MINECRAFT
- 3 FIFA 2015
- 4 LEGO JURASSIC WORLD
- 5 LEGO MARVEL SUPER HEROES
- 6 GTA: V
- 7 CALL OF DUTY: BLACK OPS III
- 8 DISNEY INFINITY 3.0 STAR WARS: STARTER PACK
- 9 SKYLANDERS SUPERCHARGERS
- 10 LITTLEBIGPLANET 3

Games Sales Top 10 - Sweden PS3

- 1 FIFA 2016
- 2 MINECRAFT
- 3 LEGO JURASSIC WORLD
- 4 FIFA 2015
- 5 LEGO MARVEL SUPER HEROES
- 6 CALL OF DUTY: BLACK OPS III
- 7 SKYLANDERS SUPERCHARGERS
- 8 GTA: V
- 9 DISNEY INFINITY 3.0 STAR WARS: STARTER PACK
- 10 LITTLEBIGPLANET 3

Games Sales Top 10 - Norway PS3

- 1 FIFA 2016
- 2 MINECRAFT
- 3 LEGO JURASSIC WORLD
- 4 FIFA 2015
- 5 DISNEY INFINITY 3.0 STAR WARS: STARTER PACK
- 6 LEGO MARVEL SUPER HEROES
- 7 SKATE 3
- 8 GTA: V
- 9 CALL OF DUTY: BLACK OPS III
- 10 BATTLEFIELD 4

Games Sales Top 10 - Finland PS3

- 1 MINECRAFT
- 2 FIFA 2016
- 3 FIFA 2015
- 4 LEGO MARVEL SUPER HEROES
- 5 NHL 15
- 6 LITTLEBIGPLANET 3
- 7 GTA: V
- 8 GRAN TURISMO 6
- 9 CALL OF DUTY: BLACK OPS III
- 10 LEGO JURASSIC WORLD

Games Sales Top 10 - Denmark PS3

- 1 FIFA 2016
- 2 MINECRAFT
- 3 LEGO JURASSIC WORLD
- 4 FIFA 2015
- 5 GTA: V
- 6 DISNEY INFINITY 3.0 STAR WARS: STARTER PACK
- 7 LEGO MARVEL SUPER HEROES
- 8 SKYLANDERS SUPERCHARGERS
- 9 CALL OF DUTY: BLACK OPS III
- 10 FAR CRY 4

Games Sales Top 10 - Nordic PS4

- 1 FIFA 2016
- 2 CALL OF DUTY: BLACK OPS III
- 3 GTA: V
- 4 STAR WARS: BATTLEFRONT 2015
- 5 FALLOUT 4
- 6 NHL 16
- 7 THE WITCHER 3: WILD HUNT
- 8 FIFA 2015
- 9 ASSASSINS CREED: SYNDICATE
- 10 BATTLEFIELD: HARDLINE

Games Sales Top 10 - Sweden PS4

- 1 FIFA 2016
- 2 CALL OF DUTY: BLACK OPS III
- 3 STAR WARS: BATTLEFRONT 2015
- 4 FALLOUT 4
- 5 GTA: V
- 6 NHL 16

- 7 THE WITCHER 3: WILD HUNT
- 8 FIFA 2015
- 9 ASSASSINS CREED: SYNDICATE
- 10 BATTLEFIELD: HARDLINE

Games Sales Top 10 - Norway PS4

- 1 FIFA 2016
- 2 CALL OF DUTY: BLACK OPS III
- 3 STAR WARS: BATTLEFRONT 2015
- 4 FALLOUT 4
- 5 GTA: V
- 6 THE WITCHER 3: WILD HUNT
- 7 FIFA 2015
- 8 MINECRAFT
- 9 ASSASSINS CREED: SYNDICATE
- 10 BATTLEFIELD: HARDLINE

Games Sales Top 10 - Finland PS4

- 1 NHL 16
- 2 FIFA 2016
- 3 CALL OF DUTY: BLACK OPS III
- 4 FALLOUT 4
- 5 STAR WARS: BATTLEFRONT 2015
- 6 GTA: V
- 7 THE WITCHER 3: WILD HUNT
- 8 MINECRAFT
- 9 METAL GEAR SOLID 5: THE PHANTOM PAIN
- 10 BATTLEFIELD: HARDLINE

Games Sales Top 10 - Denmark PS4

- 1 FIFA 2016
- 2 GTA: V
- 3 CALL OF DUTY: BLACK OPS III
- 4 STAR WARS: BATTLEFRONT 2015
- 5 FIFA 2015
- 6 FALLOUT 4
- 7 ASSASSINS CREED: SYNDICATE
- 8 FAR CRY 4
- 9 BATTLEFIELD: HARDLINE
- 10 THE WITCHER 3: WILD HUNT

Games Sales Top 10 - Nordic XBOX 360

- 1 FIFA 2016
- 2 MINECRAFT
- 3 LEGO JURASSIC WORLD
- 4 FIFA 2015
- 5 LEGO MARVEL SUPER HEROES
- 6 GTA: V
- 7 CALL OF DUTY: BLACK OPS III
- 8 SKYLANDERS SUPERCHARGERS
- 9 DISNEY INFINITY 3.0 STAR WARS: STARTER PACK
- 10 LEGO BATMAN 3: BEYOND GOTHAM

Games Sales Top 10 - Sweden XBOX 360

- 1 FIFA 2016
- 2 MINECRAFT
- 3 LEGO JURASSIC WORLD
- 4 LEGO MARVEL SUPER HEROES
- 5 FIFA 2015
- 6 CALL OF DUTY: BLACK OPS III
- 7 SKYLANDERS SUPERCHARGERS
- 8 GTA: V
- 9 SKATE 3
- 10 NHL 16

Games Sales Top 10 - Norway XBOX 360

- 1 FIFA 2016
- 2 MINECRAFT
- 3 FIFA 2015
- 4 LEGO JURASSIC WORLD
- 5 GTA: V
- 6 DISNEY INFINITY 3.0 STAR WARS: STARTER PACK
- 7 BATTLEFIELD 4
- 8 LEGO MARVEL SUPER HEROES
- 9 FORZA HORIZON 2
- 10 SKYLANDERS SUPERCHARGERS

Games Sales Top 10 - Finland XBOX 360

- 1 MINECRAFT
- 2 FIFA 2016
- 3 FIFA 2015
- 4 NHL 15
- 5 LEGO MARVEL SUPER HEROES
- 6 GTA: V

- 7 LEGO JURASSIC WORLD
- 8 LEGO BATMAN 3: BEYOND GOTHAM
- 9 FARMING SIMULATOR 2015
- 10 CALL OF DUTY: BLACK OPS III

Games Sales Top 10 - Denmark XBOX 360

- 1 FIFA 2016
- 2 MINECRAFT
- 3 LEGO JURASSIC WORLD
- 4 SKYLANDERS SUPERCHARGERS
- 5 FIFA 2015
- 6 GTA: V
- 7 DISNEY INFINITY 3.0 STAR WARS: STARTER PACK
- 8 LEGO MARVEL SUPER HEROES
- 9 LEGO DIMENSIONS: STARTER PACK
- 10 FAR CRY 4

Games Sales Top 10 - Nordic XBOX ONE

- 1 CALL OF DUTY: BLACK OPS III
- 2 FIFA 2016
- 3 HALO 5: GUARDIANS
- 4 STAR WARS: BATTLEFRONT 2015
- 5 FALLOUT 4
- 6 GTA: V
- 7 NHL 16
- 8 MINECRAFT
- 9 HALO: THE MASTER CHIEF COLLECTION
- 10 FORZA MOTORSPORT 6

Games Sales Top 10 - Sweden XBOX ONE

- 1 CALL OF DUTY: BLACK OPS III
- 2 HALO 5: GUARDIANS
- 3 FIFA 2016
- 4 STAR WARS: BATTLEFRONT 2015
- 5 GTA: V
- 6 FALLOUT 4
- 7 NHL 16
- 8 MINECRAFT
- 9 HALO: THE MASTER CHIEF COLLECTION
- 10 FORZA MOTORSPORT 6

Games Sales Top 10 - Norway XBOX ONE

- 1 FIFA 2016
- 2 CALL OF DUTY: BLACK OPS III
- 3 HALO 5: GUARDIANS
- 4 FALLOUT 4
- 5 STAR WARS: BATTLEFRONT 2015
- 6 GTA: V
- 7 THE WITCHER 3: WILD HUNT
- 8 FORZA MOTORSPORT 6
- 9 FORZA HORIZON 2
- 10 HALO: THE MASTER CHIEF COLLECTION

Games Sales Top 10 - Finland XBOX ONE

- 1 NHL 16
- 2 CALL OF DUTY: BLACK OPS III
- 3 HALO 5: GUARDIANS
- 4 FALLOUT 4
- 5 FIFA 2016
- 6 GTA: V
- 7 STAR WARS: BATTLEFRONT 2015
- 8 MINECRAFT
- 9 HALO: THE MASTER CHIEF COLLECTION
- 10 FORZA MOTORSPORT 6

Games Sales Top 10 - Denmark XBOX ONE

- 1 FIFA 2016
- 2 CALL OF DUTY: BLACK OPS III
- 3 STAR WARS: BATTLEFRONT 2015
- 4 GTA: V
- 5 FALLOUT 4
- 6 MINECRAFT
- 7 HALO 5: GUARDIANS
- 8 FORZA MOTORSPORT 5
- 9 ASSASSINS CREED: SYNDICATE
- 10 BATTLEFIELD: HARDLINE

Games Sales Top 10 - Nordic Wii

- 1 JUST DANCE 2016
- 2 JUST DANCE 2015
- 3 NEW SUPER MARIO BROS
- 4 SKYLANDERS SUPERCHARGERS
- 5 SKYLANDERS TRAP TEAM
- 6 MARIO KART

- 7 MARIO PARTY 9
- 8 WII SPORTS RESORT
- 9 SKYLANDERS SWAP FORCE
- 10 SUPER MARIO GALAXY 2

Games Sales Top 10 - Sweden Wii

- 1 JUST DANCE 2016
- 2 JUST DANCE 2015
- 3 NEW SUPER MARIO BROS
- 4 SKYLANDERS SUPERCHARGERS
- 5 MARIO KART
- 6 MARIO PARTY 9
- 7 SKYLANDERS TRAP TEAM
- 8 SUPER MARIO GALAXY 2
- 9 WII SPORTS RESORT
- 10 DONKEY KONG: COUNTRY RETURNS

Games Sales Top 10 - Norway Wii

- 1 JUST DANCE 2015
- 2 JUST DANCE 2016
- 3 MARIO PARTY 9
- 4 NEW SUPER MARIO BROS
- 5 SKYLANDERS SWAP FORCE
- 6 MARIO KART
- 7 SKYLANDERS TRAP TEAM
- 8 SKYLANDERS SUPERCHARGERS
- 9 DONKEY KONG: COUNTRY RETURNS
- 10 SUPER MARIO GALAXY 2

Games Sales Top 10 - Finland Wii

- 1 NEW SUPER MARIO BROS
- 2 JUST DANCE 2016
- 3 JUST DANCE 2015
- 4 SUPER MARIO GALAXY
- 5 WII SPORTS RESORT
- 6 LEGO BATMAN 2: DC SUPER HEROES
- 7 SKYLANDERS SWAP FORCE
- 8 LEGO HARRY POTTER: YEARS 5-7
- 9 MARIO KART
- 10 LEGO PIRATES OF THE CARIBBEAN

Games Sales Top 10 - Denmark Wii

- 1 JUST DANCE 2016
- 2 JUST DANCE 2015
- 3 SKYLANDERS SUPERCHARGERS
- 4 SKYLANDERS TRAP TEAM
- 5 NEW SUPER MARIO BROS
- 6 MARIO KART
- 7 SKYLANDERS SWAP FORCE
- 8 WII SPORTS RESORT
- 9 MARIO PARTY 9
- 10 JUST DANCE DISNEY PARTY 2

Games Sales Top 10 - Nordic Wii U

- 1 SUPER MARIO MAKER
- 2 SUPER SMASH BROS
- 3 MARIO PARTY 10
- 4 SUPER MARIO 3D WORLD
- 5 SPLATOON
- 6 YOSHI WOOLLY WORLD
- 7 MARIO KART 8
- 8 CAPTAIN TOAD: TREASURE TRACKER
- 9 NEW SUPER MARIO BROS U
- 10 SKYLANDERS SUPERCHARGERS

Games Sales Top 10 - Sweden Wii U

- 1 SUPER MARIO MAKER
- 2 SUPER SMASH BROS
- 3 SUPER MARIO 3D WORLD
- 4 MARIO PARTY 10
- 5 SPLATOON
- 6 MARIO KART 8
- 7 YOSHI WOOLLY WORLD
- 8 CAPTAIN TOAD: TREASURE TRACKER
- 9 SKYLANDERS SUPERCHARGERS
- 10 NEW SUPER MARIO BROS U

Games Sales Top 10 - Norway Wii U

- 1 SUPER SMASH BROS
- 2 SUPER MARIO MAKER
- 3 MARIO PARTY 10
- 4 SPLATOON
- 5 SUPER MARIO 3D WORLD
- 6 YOSHI WOOLLY WORLD

- 7 MARIO KART 8
- 8 NEW SUPER MARIO BROS U
- 9 CAPTAIN TOAD: TREASURE TRACKER
- 10 DISNEY INFINITY 3.0 STAR WARS: STARTER PACK

Games Sales Top 10 - Finland Wii U

- 1 SUPER MARIO MAKER
- 2 SUPER SMASH BROS
- 3 SPLATOON
- 4 MARIO PARTY 10
- 5 YOSHI WOOLLY WORLD
- 6 CAPTAIN TOAD: TREASURE TRACKER
- 7 SUPER MARIO 3D WORLD
- 8 XENONBLADE CHRONICLES X
- 9 MARIO KART 8
- 10 NEW SUPER MARIO BROS U

Games Sales Top 10 - Denmark Wii U

- 1 SUPER SMASH BROS
- 2 SUPER MARIO MAKER
- 3 SKYLANDERS SUPERCHARGERS
- 4 SPLATOON
- 5 SUPER MARIO 3D WORLD
- 6 MARIO PARTY 10
- 7 JUST DANCE 2016
- 8 LEGO DIMENSIONS: STARTER PACK
- 9 CAPTAIN TOAD: TREASURE TRACKER
- 10 DISNEY INFINITY 3.0 STAR WARS: STARTER PACK

Games Sales Top 10 - Nordic DS

- 1 NEW SUPER MARIO BROS
- 2 POKEMON WHITE VERSION 2
- 3 DISNEY FROZEN: OLAFS QUEST
- 4 DISNEY BIG HERO: BATTLE IN THE BAY
- 5 MARIO KART
- 6 SUPER MARIO 64
- 7 LEGO MARVEL SUPER HEROES
- 8 DISNEY PLANES
- 9 LEGO: LEGENDS OF CHIMA - LAVALS JOURNEY
- 10 LEGO BATMAN 2: DC SUPER HEROES

Games Sales Top 10 - Sweden DS

- 1 NEW SUPER MARIO BROS
- 2 POKEMON WHITE VERSION 2
- 3 DISNEY FROZEN: OLAFS QUEST
- 4 MARIO KART
- 5 DISNEY BIG HERO: BATTLE IN THE BAY
- 6 LEGO MARVEL SUPER HEROES
- 7 SUPER MARIO 64
- 8 CARS 2
- 9 LEGO: LEGENDS OF CHIMA - LAVALS JOURNEY
- 10 LEGO BATMAN 2: DC SUPER HEROES

Games Sales Top 10 - Norway DS

- 1 DISNEY FROZEN: OLAFS QUEST
- 2 DISNEY BIG HERO: BATTLE IN THE BAY
- 3 POKEMON WHITE VERSION 2
- 4 NEW SUPER MARIO BROS
- 5 MARIO KART
- 6 DISNEY PLANES
- 7 MARIO PARTY
- 8 PIPPI LONGSTOCKING
- 9 SUPER MARIO 64
- 10 LEGO MARVEL SUPER HEROES

Games Sales Top 10 - Finland DS

- 1 NEW SUPER MARIO BROS
- 2 POKEMON WHITE VERSION 2
- 3 SUPER MARIO 64
- 4 LEGO NINJAGO
- 5 BAKUGAN: BATTLE BRAWLERS - DEFENDER OF CORE
- 6 BAKUGAN: RISE OF THE RESISTANCE
- 7 LEGO BATMAN 2: DC SUPER HEROES
- 8 LEGO MARVEL SUPER HEROES
- 9 LEGO PIRATES OF THE CARIBBEAN
- 10 CARS 2

Games Sales Top 10 - Denmark DS

- 1 NEW SUPER MARIO BROS
- 2 DISNEY BIG HERO: BATTLE IN THE BAY
- 3 POKEMON WHITE VERSION 2
- 4 DISNEY FROZEN: OLAFS QUEST
- 5 MARIO KART
- 6 THE SMURFS 2

- 7 LEGO: LEGENDS OF CHIMA - LAVALS JOURNEY
- 8 LEGO MARVEL SUPER HEROES
- 9 SOFIE: HØNSEFØDDER OG GULERØDDER
- 10 LEGO BATMAN 2: DC SUPER HEROES

Games Sales Top 10 - Nordic 3DS

- 1 THE LEGEND OF ZELDA MAJORAS MASK
- 2 POKEMON OMEGA RUBY
- 3 POKEMON ALPHA SAPHIR
- 4 SUPER SMASH BROS
- 5 MONSTER HUNTER 4 ULTIMATE
- 6 NEW SUPER MARIO BROS 2
- 7 POKEMON X
- 8 THE LEGEND OF ZELDA: A LINK BETWEEN WORLDS
- 9 POKEMON Y
- 10 THE LEGEND OF ZELDA: TRI FORCE HEROES

Games Sales Top 10 - Sweden 3DS

- 1 THE LEGEND OF ZELDA MAJORAS MASK
- 2 POKEMON OMEGA RUBY
- 3 POKEMON ALPHA SAPHIR
- 4 SUPER SMASH BROS
- 5 MONSTER HUNTER 4 ULTIMATE
- 6 THE LEGEND OF ZELDA: A LINK BETWEEN WORLDS
- 7 THE LEGEND OF ZELDA: TRI FORCE HEROES
- 8 POKEMON X
- 9 POKEMON Y
- 10 NEW SUPER MARIO BROS 2

Games Sales Top 10 - Norway 3DS

- 1 THE LEGEND OF ZELDA MAJORAS MASK
- 2 POKEMON OMEGA RUBY
- 3 POKEMON ALPHA SAPHIR
- 4 SUPER SMASH BROS
- 5 NEW SUPER MARIO BROS 2
- 6 MONSTER HUNTER 4 ULTIMATE
- 7 THE LEGEND OF ZELDA: TRI FORCE HEROES
- 8 POKEMON X
- 9 POKEMON Y
- 10 MARIO KART 7

Games Sales Top 10 - Finland 3DS

- 1 THE LEGEND OF ZELDA MAJORAS MASK
- 2 POKEMON OMEGA RUBY
- 3 POKEMON ALPHA SAPHIR
- 4 SUPER SMASH BROS
- 5 MONSTER HUNTER 4 ULTIMATE
- 6 THE LEGEND OF ZELDA: A LINK BETWEEN WORLDS
- 7 POKEMON X
- 8 NEW SUPER MARIO BROS 2
- 9 POKEMON Y
- 10 SUPER MARIO 3D LAND

Games Sales Top 10 - Denmark 3DS

- 1 POKEMON OMEGA RUBY
- 2 POKEMON ALPHA SAPHIR
- 3 SUPER SMASH BROS
- 4 THE LEGEND OF ZELDA MAJORAS MASK
- 5 POKEMON Y
- 6 POKEMON X
- 7 NEW SUPER MARIO BROS 2
- 8 MARIO TENNIS OPEN
- 9 MONSTER HUNTER 4 ULTIMATE
- 10 SUPER MARIO 3D LAND

Nordic top 5 by genre

Action

GTA: V
LEGO JURASSIC WORLD
LEGO MARVEL SUPER HEROES
SKYLANDERS SUPERCHARGERS
DISNEY INFINITY 3.0 STAR WARS: STARTER PACK

Adventure

MINECRAFT
LEGO THE HOBBIT
THE LEGEND OF ZELDA MAJORAS MASK
UNTIL DAWN
MINECRAFT: STORY MODE

Platform

LITTLEBIGPLANET 3
RAYMAN: LEGENDS
SUPER MARIO MAKER
LEGO STAR WARS 3: THE CLONE WARS
LEGO STAR WARS THE COMPLETE SAGA

Puzzle

ANGRY BIRDS: STAR WARS
CAPTAIN TOAD: TREASURE TRACKER
MARIO PARTY 9
BARBIE DREAMHOUSE PARTY
PUZZLE & DRAGON / PUZZLE & DRAGON SUPER MARIO EDITION

Racing

NEED FOR SPEED
THE CREW
NEED FOR SPEED: RIVALS
PROJECT CARS
FORZA HORIZON 2

RPG

FALLOUT 4
THE WITCHER 3: WILD HUNT
BLOODBORNE
DIABLO 3: REAPER OF SOULS
DRAGON AGE: INQUISITION

Shooter

CALL OF DUTY: BLACK OPS III
STAR WARS: BATTLEFRONT 2015

BATTLEFIELD: HARDLINE
FAR CRY 4
CALL OF DUTY: ADVANCED WARFARE

Sports game

FIFA 2016
FIFA 2015
NHL 16
NHL 15
SKATE 3

Strategy

PLANTS VS. ZOMBIES: GARDEN WARFARE
STARCRAFT II: LEGACY OF VOID
TOTAL WAR: ATTILA
SIMCITY 2013
SPORE